

Passive infrared (PIR) motion sensor switch

Project Name:	Prepared By:
Project Number:	Date:
Catalog Number:	Type:

Description

Single Relay, No Neutral
120V/AC

Incandescent, Halogen, CFL, LED, MLV, ELV
Fluorescent, Motor (1/6 HP)



OS306U



VS306U

Design features

- Convenient installation and test mode for set-up
- Adjustable, built-in light level sensor (OS306U)
- Selectable time delay
- California Title 24 compliant (VS306U)
- For use with incandescent lamps, halogen fixtures, electronic and magnetic fluorescent, CFL, LED, electrical motor loads
- Single-pole or 3-way wiring
- Manual OFF push button
- Color-matched, reinforced lens is tamper-resistant
- Fits any decorator wallplate
- Occupancy switch provides Automatic ON/Automatic OFF (OS306U)
- Vacancy switch provides Manual ON/Automatic OFF (VS306U)
- No neutral required for installation
- Optional neutral wire is available when a neutral connection is required

Table 1. Wire Leads – Wall Mount



Rating										TITLE 24
W/VA	V/AC	Description	Compatible lamp loads	Color suffix	Catalog no.					
600	120	Occupancy sensor switch, single pole/3-way, auto ON, 450 sq. ft. major motion (41.8 sq. m)	LED, CFL, FLR, INC/HAL, ELV, MLV	BK, GY, LA, V, W, C2, C7	□ OS306U-__					
		Vacancy sensor switch, single pole/3-way, manual ON, 450 sq. ft. major motion (41.8 sq. m)	LED, CFL, FLR, NC/HAL, ELV, MLV	BK, GY, LA, V, W, C2, C7	□ VS306U-__					•

Note: Sensors are rated for 120V/AC unless otherwise noted. cULus Listed to UL773A, file no. E191639

Compliances, specifications and availability are subject to change without notice.

EATON

Powering Business Worldwide



CHS Controls AB

Tel +46 42 38 61 00, Fax +46 42 38 61 29
chs@chscontrols.se www.chscontrols.se

Project Name:	Prepared By:
Project Number:	Date:
Catalog Number:	Type:

Applications

Eaton Wiring Devices' stylish passive infrared wallbox sensor provides a convenient energy saving lighting control alternative for 120V applications. The sensor includes light level sensing capability to further enhance the energy savings by preventing automatic control of the lights when the ambient light level is sufficient. This sensor is easily installed in any standard wallbox to control most lighting loads and is available in six colors.

Table 2. Specifications

Catalog No.	OS306U & VS306U Series
Device type	Passive Infrared Wall Mount Occupancy Sensor, OS306U & VS306U
Wiring type	Pre-stripped wire leads
Testing & code compliance	<ul style="list-style-type: none"> Listed to UL 244A and 1472; CSA 22.2 No. 184.1 California Title 24 Energy Code compliant (VS306U)
Warranty	1-year limited warranty
Environmental specifications	Flammability: Meets UL94 requirements; V2 rated Temperature Rating: 0°C to 40°C (32°F to 104°F) Humidity Rating: Relative humidity less than 90%, non-condensing Operating Areas: For indoor use only
Electrical specifications	Power Requirements: 120V/AC @ 60Hz Maximum Load: Incandescent/halogen @120V: 5A, 600W, 60Hz Fluorescent, CFL, LED @120V: 5A, 600W, 60Hz Motor @ 120V: 1/6 HP
Mechanical specifications	Detection Technology: Passive Infrared (PIR) Mounting: NEMA wall box LED Indicating Lamp: Green (VS306U only)
Operation specifications	Time Delay: Adjustable, 5 min., 10 min., 20 min., 30 min., Test Coverage: 450 sq ft. 180° field of view Operating Modes: Automatic ON/Automatic OFF (OS306U) Manual ON/Automatic OFF (VS306U)

Table 3. Materials

Catalog No.	OS306U & VS306U Series
Lens	Reinforced, tamper-resistant Fresnel lens
Housing	Injection molded polycarbonate resin housing

Table 4. Dimensional data

Catalog No.	OS306U & VS306U Series
Mounting plate	4.20"H X 1.80"W (10.67cm x 4.57cm)
Product housing	2.60"H X 1.55"W X 1.85"D (6.62cm x 3.95cm x 4.72cm)

Table 5. Color ordering information

For ordering devices, include catalog no. Followed by the color suffix: BK (Black), GY (Gray), LA (Light Almond), V (Ivory), W (White), C2 (Color Change Kit: LA, W, V), C7 (Color Change Kit: B, BK, GY)

BK	GY	LA	V	W
(Black)	(Gray)	(Lt. Almond)	(Ivory)	(White)
LA	W	V		
C2 Color Kit				
LA (Light Almond), W (White), V (Ivory)				

Compliances, specifications and availability are subject to change without notice.

Project Name:	Prepared By:
Project Number:	Date:
Catalog Number:	Type:

OS306U & VS306U Wiring diagrams

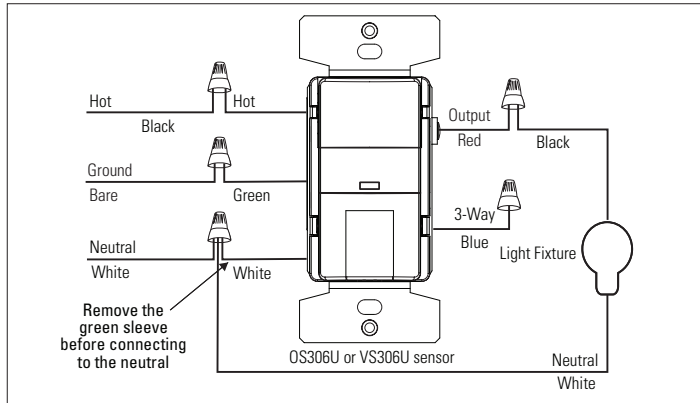


Diagram 1: Single pole installation when the neutral wire (White) is PRESENT in the junction box

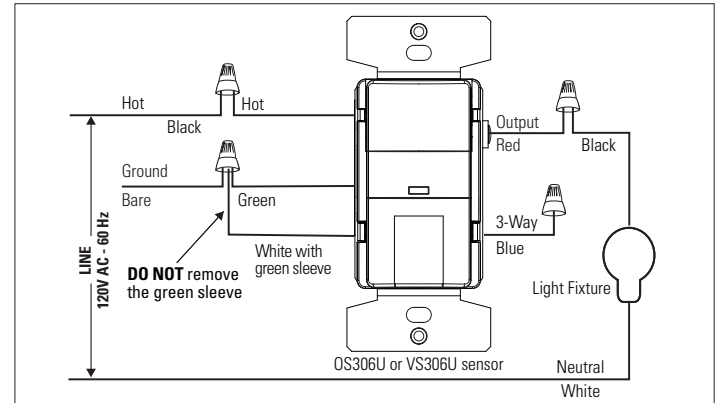


Diagram 2: Single pole installation when the neutral wire (white) is NOT PRESENT in the junction box

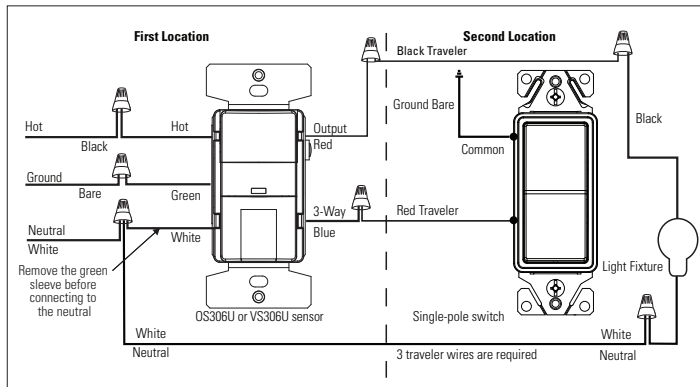


Diagram 3: 3-Way installation with a single pole switch when a neutral wire (white) is PRESENT in the junction box

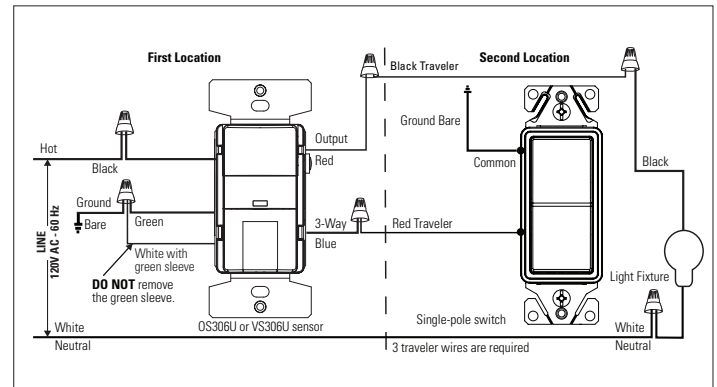


Diagram 4: 3-way installation when the neutral wire (white) is NOT PRESENT in the junction box

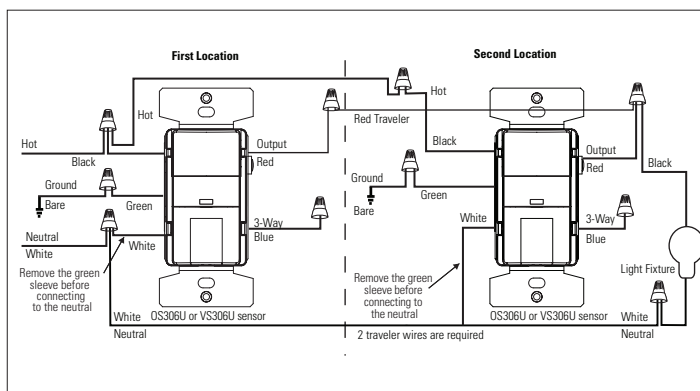


Diagram 5: Multi-location installation with two sensors when a neutral wire (white) is PRESENT in the junction box

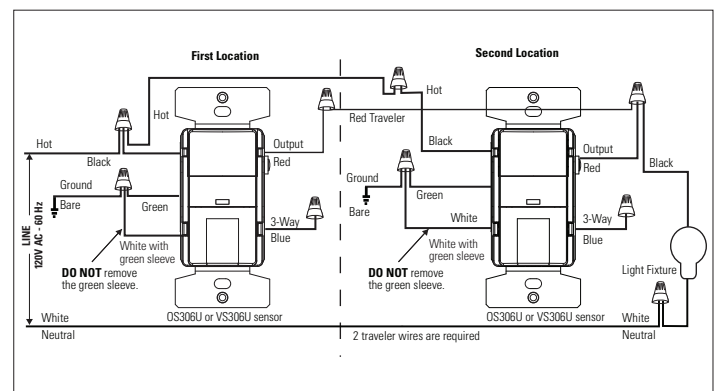
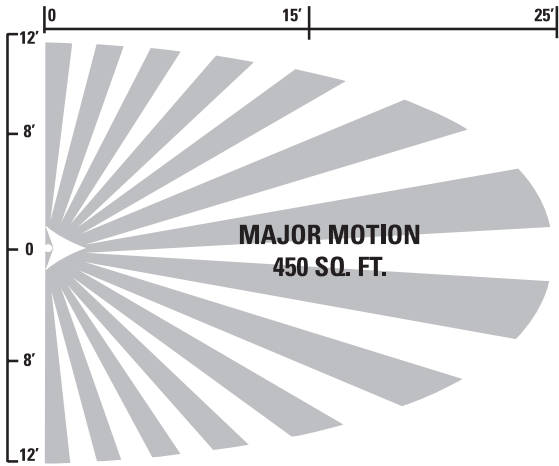


Diagram 6: Multi-location installation when the neutral wire (white) is NOT PRESENT in the junction box

Project Name:	Prepared By:
Project Number:	Date:
Catalog Number:	Type:

Coverage pattern



Certifications & compliances

Catalog No.	cULus	NOM 426	TITLE 24
OS306U	•	•	
VS306U	•	•	•

KEY: cULus cULus NOM 426 NOM TITLE 24 Title 24

Electrical Sector
203 Cooper Circle
Peachtree City, GA 30269
United States
Eaton.com
Eaton.com/wiringdevices

Eaton
1000 Eaton Boulevard
Cleveland, OH 44122
United States
Eaton.com

Electrical Sector
Canada Operations
5925 McLaughlin Road
Mississauga, Ontario, L5R 1B8
Canada
EatonCanada.ca
Eaton.com/wiringdevices

© 2021 Eaton
All Rights Reserved
Printed in USA
Publication No. TD610136EN
September 2021

Electrical Sector
Mexico Operations
Carr. Tlalnepantla -
Cuautitlan Km 17.8 s/n
Col. Villa Jardin esq.
Cerrada 8 de Mayo
Cuautitlan, Mexico CP 54800
Mexico
Eaton.mx
Eaton.com/wiringdevices

Eaton is a registered trademark.

All other trademarks are property
of their respective owners.